



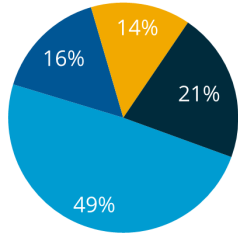
APPLICATIONS RECEIVED

26% decrease in applications from February 2023.

A total of **60** applications were received this month. **3** applications were City-initiated and **57** applications were initiated by private applicants.

This report communicates the Planning Division's workload & provides analysis of trends to better understand staff capacity.

TYPE OF PETITIONS



- Zoning Administrator
- Planning Commission
- Historic Landmark
- Subdivision

TYPE OF APPROVAL PROCESS



Administrative Approval

48



Planning Commission

9

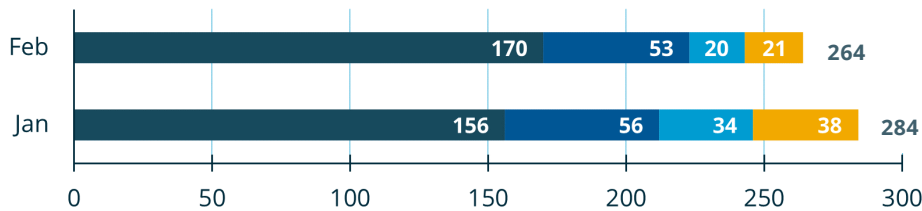


City Council Approval

3

80% of the applications can be processed administratively.

BUILDING PERMIT / ZONING REVIEWS



- 1st Review
- 2nd Review*
- 3rd Review*
- 4+ Reviews*

*Review for corrections

PLANNING COUNTER INQUIRIES

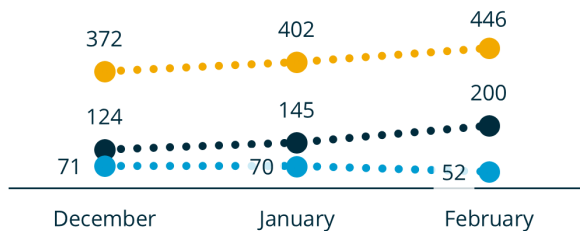
This month the Planning Division received a total of **446** phone calls, **200** email inquiries, and **52** walk-in inquiries.

PUBLIC ENGAGEMENT

Online Open Houses are hosted by the Planning Division as an opportunity for constituents to stay informed, review proposals, and provide feedback.

This month 71 Online Open Houses were hosted with a total of 1,140 visits.

TRENDS



- Walk-ins
- Emails
- Phone Calls

ON LINE OPEN HOUSES BREAKDOWN



New this month

9



Active from past months

60



Closed this month

2

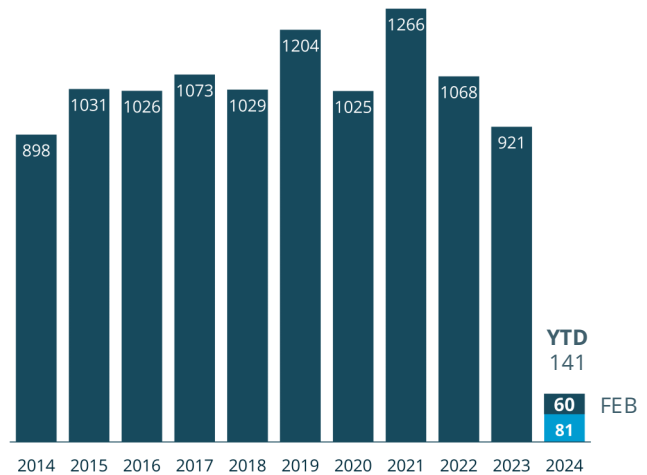


10-YEAR TREND ANALYSIS

February is generally the second slowest month for the Planning Division, after December. **From 2014 to 2024, the Division received an average of 71 applications for February.**

February 2024 received a below-average number of applications in a single month, with a total of 60 applications, the fewest in February since 2014. 2021 received the highest number of applications for February with a total of 88 applications, while 2014 received the lowest with 42.

The total number of applications received this month is about 15% lower than the monthly average for February.

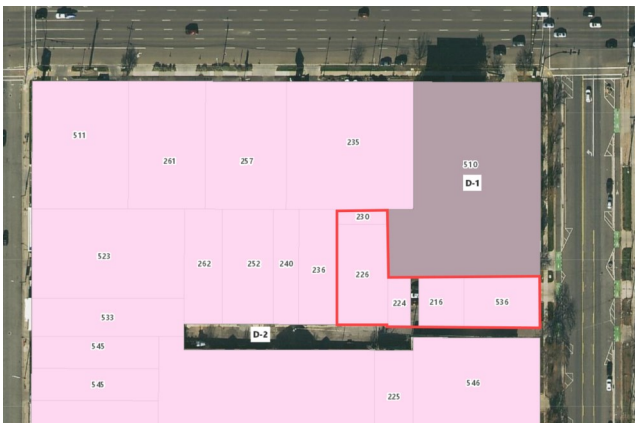


FEATURED PROJECTS

Growth of Higher Density Zoning Along 200 W

The Salt Lake City Planning Commission forwarded a positive recommendation to City Council on a map amendment for five properties located at approximately 536 S 200 W. The proposal is to rezone the subject properties from the D-2 to the denser D-1. This latest recommendation comes less than a year after the property to the north, 510 S 200 W, was successfully approved for a similar rezone, reflecting a renewed interest in higher density projects in the area following the passage of the Downtown Building Heights & Street Activation Text Amendment.

No development plans were submitted with this application.



NEW PROJECTS

457 E 300 S - Design Review

Niles Bolton Associates submitted an application for a Design Review on 300 S. The applicant is proposing 160 units in a new 8-story building.

The maximum height permitted by right in the R-MU District is 75', however, the applicant is requesting an additional 28' feet in height through the Design Review process for a maximum height of 93'. In addition to the residential units, the project is also proposing a small commercial component.

HIGHLIGHT

Adaptive Reuse & Preservation of Buildings

The Salt Lake City Planning Commission forwarded a recommendation to the City Council to approve a text amendment which would support adaptive reuse and the preservation of existing buildings. The goal of this proposed text amendment is to remove zoning barriers that prevent the reuse of buildings and offer zoning incentives to encourage a building to be reused rather than demolished.

Utilizing existing buildings is a sustainable practice and vital planning tool that aids in meeting City goals related to sustainability, preservation, housing, and community character as outlined in adopted citywide plans.